


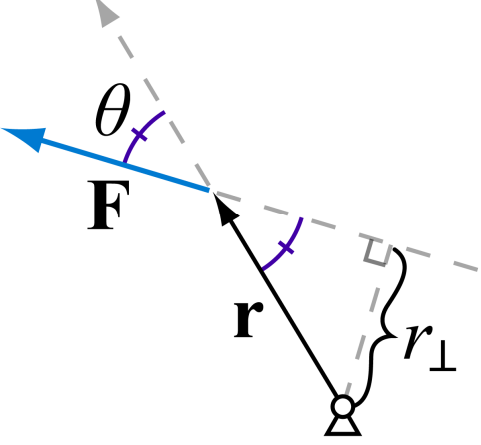


Torque

What factors contribute to giving a door a greater angular acceleration?

	$\uparrow r \Rightarrow \uparrow \alpha$
	$\uparrow F \Rightarrow \uparrow \alpha$
	$\uparrow \perp \text{ity} \Rightarrow \uparrow \alpha$
	$\tau_F := r_{\perp} F$ $:= (r \sin \theta) F$ <hr/> $\alpha = \frac{\Sigma \tau}{I}$